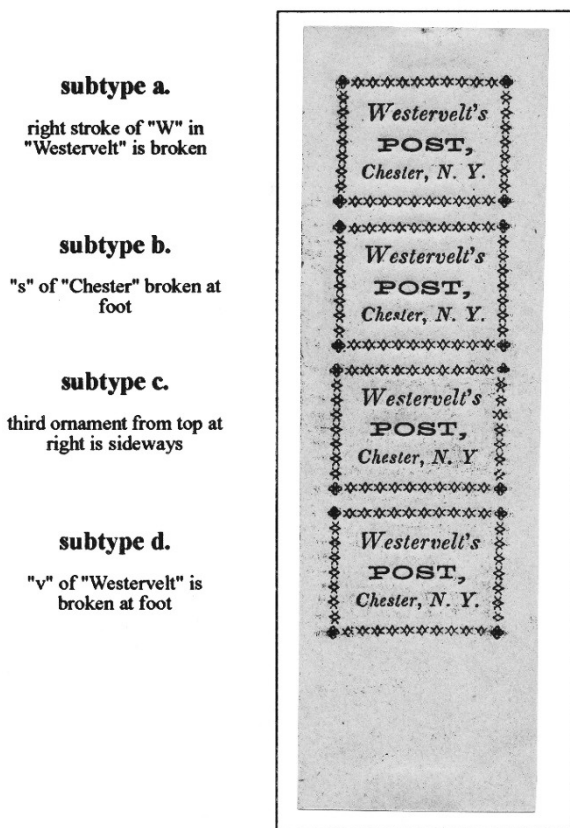


# Westervelt's Post – Forgery A by Hussey

By  
John D. Bowman

The first typeset stamp of Westervelt's Post is known in a blue-gray color as Lyons' forgery Type 1 by Hussey. It was printed on August 25, 1864 per Thomas Wood's memorandum book of Hussey reprints and forgeries. The setting was a vertical strip of four, with each position identifiable by certain characteristics as described in Lyons' *Identifier*. Each of these positions are described as subtypes a through d from top to bottom (**Figure 1**). The most identifiable characteristic of the strip of four is the sideways ornament on the right side of the third stamp.



**Figure 1. Hussey's forgery 1 of Westervelt 144L1. (From Markovits collection pages as mounted by Richard Frajola.)**

Numerous examples of this forgery are known, including strips of four. Examination of two blocks of eight demonstrate that there are two settings of the strip of four, which I will refer to as Setting I and Setting II. The primary characteristics described for subtypes *a-d* apply to both settings, but other very minor differences exist between the positions in each setting.

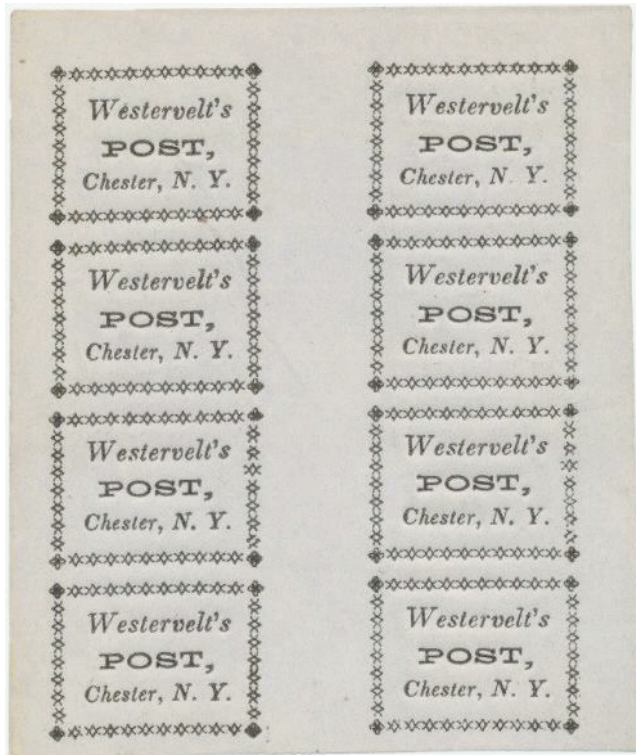
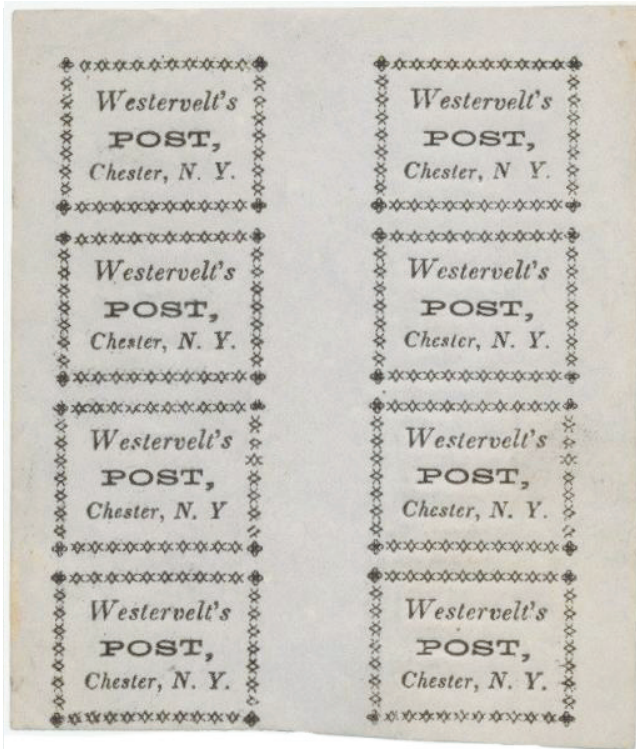
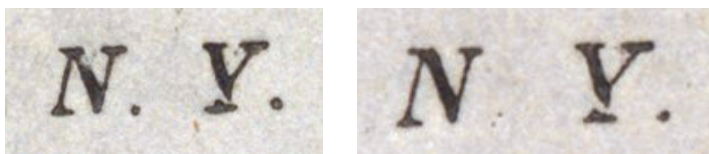


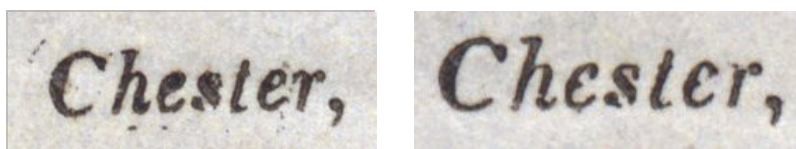
Figure 2. Blocks of eight of forgery 1 by Hussey.

Multiples larger than the strips of four are rare. The Markovits collection of Westervelt's (Siegel Auction Galleries sale 1146, lot 1547) included an irregular block of seven on the pages prepared and mounted by Richard Frajola. I am aware of two blocks of eight and a horizontal strip of three. The size of the original printing sheet is not known.


**Figure 2** shows two blocks of eight of the Hussey forgery. In **Figure 3**, the period after N of N.Y. is absent or almost so in position *a* of setting II. **Figure 4** illustrates that both e's in Chester are broken in position *b* on the right-hand strip of four (setting II). For position *c*, **Figure 5**, the upper left serif of "r" in Chester is short in setting II (also seen in position *b*.) Position *d* (**Figure 6**) seems to have dots around the bottom side ornaments on the right side of the frame on the right-hand position which is setting II.




**Figure 3. Position *a* on Settings I and II. In Setting II, the period after "N" of "N.Y." is absent or nearly absent.**



**Figure 4. Position *b* on Settings I and II. Both "e"s of Chester are broken in Setting II. The "r" of Chester has a short upper left serif on the right strip (also seen on position *c*).**




**Figure 5. Position *c* on Settings I and II. The "r" of Chester has a short upper left serif on the right strip (also seen on position *b*).**



**Figure 6. Dots close to right side ornaments in position *d* of setting II.**

A horizontal strip of three of position *a* exists, which includes parts of position *b* (**Figure 7**). The center stamp has a faint period after the “N” of N.Y., suggesting it is from Setting II. This piece suggests that the layout of the original forgery sheet may have consisted of repeated laydowns of the intermediate stone of the block of eight.



**Figure 7. Top strip of three of forgery 1. Position *a* in Settings I – II – I.**

Those who collect forgeries of US locals may be interested in acquiring a strip of four from each of the two settings as described. If a reader has any additional information on this subject, please email me at [jbowman@stx.rr.com](mailto:jbowman@stx.rr.com).



**NOJEX**  
**Newark, New Jersey**  
**September 8-10, 2017**  
**Join us!**