

## The American Local and Carriers' Stamps—XXV

### A Study of the Forgeries, Reprints and Bogus Stamps

By DONALD S. PATTON

(Continued from page 328)

#### BARR'S PENNY DISPATCH, LANCASTER, PENNSYLVANIA.

Elias Barr, of Lancaster, Pennsylvania was the proprietor of this Local Post which was in operation for about one year in 1855. Not many authentic details of the post are known but it seems probable that Barr provided a local collection and delivery only and would also receive letters for carriage to the Post Office or from the Post Office for delivery to addresses within the limits of the town.

Barr had three grandsons, all stamp collectors, one of whom, the late Jere Hess Barr was the author of several excellent articles. None of the three grandsons could add more to the scanty information about their grandfather's post, than has already appeared in print.

Two stamps, both in the same design, are listed by the catalogue, the first printed in red on white wove paper and the second printed in black on green paper coloured through. Both are typographed. The red stamp, which is accepted as authentic, is known on cover but it is a scarce stamp. The black on green stamp is comparatively common in unused condition. Despite the fact that it is priced in used state in the catalogue it appears doubtful that any such were genuinely in use by Barr's Dispatch.

At least two varieties of the red stamp have been tentatively identified and both of these differ from the five varieties of the stamp on green paper. It seems probable that the red stamps may have come from an original setting and that the stamps on green paper are from a later plate or setting. Perry suggests that the green paper stamps are from a setting of five types but the size of sheet and arrangement of types is not known. In the major sales of collections of U.S. Local stamps only one cover is recorded and that in the "Y. Souren" Sale, where it featured as Lot 847 being described as "Barr's Penny Dispatch 1855 1c. Red, uncancelled, fine though slightly cut into, on small neat cover to Philadelphia, bearing blue Lancaster, Pa; and blue '5' marking. Very rare".

A few of the green stamps are known on cover but until evidence to the contrary appears can be rated as fraudulent.

#### THE STAMPS

Both the red and black/green stamps are in the same design. The format is rectangular and the frame consists of three lines, the inner and outer line being thin and the middle line thick. Above and below and to right and left of each corner the triple frame line is interrupted by a pair of bracket shaped ornaments, somewhat resembling figure "3's". Between each ornament of the pair there is a small interruption or break in the frame lines.

The inscription on the stamps reads, in three lines, "BARR'S/-PENNY-/DISPATCH". The letters of "BARR'S" are in unserifed capitals, the letters of "PENNY" and "DISPATCH" are in serifed capitals. There is a short stroke on each side of "PENNY". There are small but definite differences between the two stamps and these will be described separately.

#### ORIGINALS

##### (1 Cent) RED. (Scott 8L I) (Illustration A)

The word "DISPATCH" is 13½ mm. long; "PENNY" is 6 mm. long and the stem of "P" is under the right limb of "A" of "BARR'S". There is no period after "DISPATCH". The top and bottom of "S" of "BARR'S" is rounded. The "R's" of "BARR'S" may or may not be complete. "PENNY" may print less clearly than in the green paper stamps.

##### (1 Cent) BLACK/GREEN PAPER COLOURED THROUGH. (Scott 8L 2)

(Illustrations B and C)

There is usually a period after "DISPATCH". This word is 13½ to 13¾ mm. in length measuring from the ends of the serifs of "D" to the period after "H". "PENNY" is 7¼ mm. long and the stem of "P" is under the middle of "A" of "BARR'S". The stroke on each side of "PENNY" measures 2-2¼ mm. Five minor and constant sub-types can be differentiated, all differing from both varieties of the red stamp. It is reasonable to assume from this that the stamps on green paper are from a plate or setting different from that used for the red stamp.

Complete sheets are unknown and apart from a vertical strip of three recorded in the "Y. Souren" sale multiples are also unknown. Without access to multiples or other evidence of sheet formation it is impossible to state in what order the types appear and they are therefore listed alphabetically. The green stamp is fairly common in unused condition and where a few varieties occur regularly it would be logical to assume that the stamp was printed from a small plate. Perry (Pat Paragraphs No. 51, page 1685) advances the supposition that the five types were repeated twice —  $2 \times 5$  or  $5 \times 2$  — in view of the vertical strip of three in the Souren Sale, probably the latter.



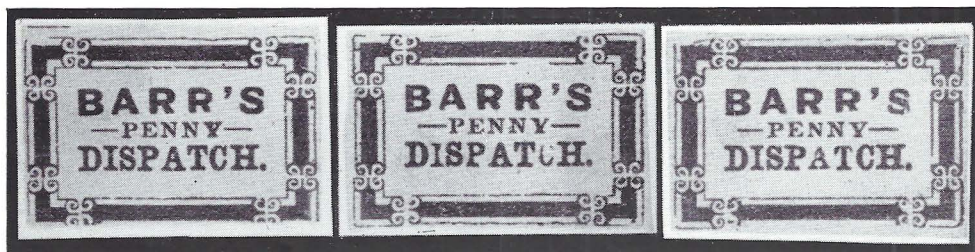
Original type A



Original type B Original type C

**ENUMERATION OF TYPES** (See Illustrations and composite diagram).

- (A) Break in right side inner frame line just below the ornament.  
Small black spot between inner and middle frame lines above the apostrophe.  
Small breaks in inner line of frame at top over the space between "RR".
- (B) Large break in inner line of frame at top over 2nd "R" of "BARR'S".  
Upper part of "C" of "DISPATCH" defective.  
Outer frame line weak or missing along most of top of stamp.
- (C) Outer thin frame line broken and bent down at top left corner.  
Break in thin inner frame line right side of stamp above lower ornament.  
Small and narrower "A" in "DISPATCH".
- (D) Small break in thin outer frame line top of stamp above apostrophe.  
Break in outer frame line right side of stamp just above ornament.  
Break in right upright of 1st "N" of "PENNY".
- (E) Serif missing top of left upright of 2nd "N" of "PENNY".  
Top of "S" of "DISPATCH" broken or defective.  
Inner thin frame line defective, weak or missing along lower margin of stamp below letters "ISPA" of "DISPATCH".



Type A

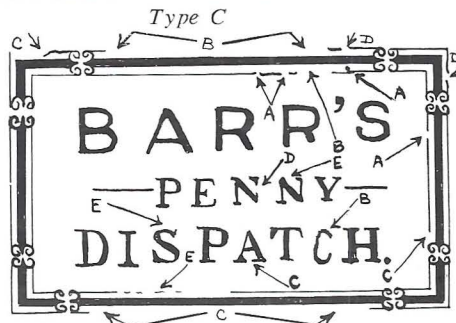
Type B

Type C



Type D

Type E

Composite diagram  
of Types.



Forgery A

B

C

D

E

**FORGERIES****FORGERY A.** (Illustration and Diagram)

Typographed. This is the only forgery to show definite breaks in the frame as in the originals. There is no period after "DISPATCH". The word "PENNY" is 6 mm. long; the stroke to the left of "PENNY" measures 2 mm. and the stroke to the right measures 1½ mm. "DISPATCH" measures 13½ mm. The top and bottom of "S" of "BARR'S" is flattened. The lower right serif of "I" of "DISPATCH" is incomplete or missing. This is a dangerous forgery and is said to have been made for, or by, J. W. Scott. Only noted in red on white wove paper. This is Perry's Counterfeit C. (Pat Paragraphs No. 51 p. 1686-7).

**FORGERY B.** (Illustration and Diagram)

Typographed. The ornaments in the frame are joined by a line connecting their centres. In the lower left corner there is a small break in the inner frame line between the two ornaments. "DISPATCH" is 14 mm. long and the letters have long serifs. The serifs at foot of "AT" are joined or practically touching. The lower part of "C" touches or practically touches "H". "PENNY" is 6 mm. long and the letters "ENNY" are joined by their upper serifs. There is no period after "DISPATCH". Noted in red on white paper and in black on greyish green paper coloured through (shades). This forgery is Perry's Counterfeit D. (ibid).

**FORGERY C.** (Illustration and Diagram)

Typographed. The ornaments in the frame are joined as in Forgery B. There is no period after "DISPATCH". The serif at right side of right foot of "A" of "DISPATCH" is missing. The "E" of "PENNY" is broad. The apostrophe in "BARR'S" is square-headed. The upper right corner is open inside (inner frame line broken). In some copies there is apparently a small period after "Y" of "PENNY" — possibly due to damage and separation of the tip of the serif of right side of foot of "Y". This forgery is generally credited to S. A. Taylor and occurs in various colours. It is Perry's Counterfeit E (ibid). Noted in the following colours and papers;—

**White wove paper.**

Red                   \*BC Pink                   \*BC Black                   \*BC Blue  
BC Violet

**Surface coloured paper, slightly glazed.**

BC Black/Bright green.

**Paper coloured through.**

BC Red/Blue.                   BC Red/Dull Pink                   BC Black/Pink.

**FORGERY D.** (Illustration)

Typographed. An uncommon fraud. Bogus design with frame quite unlike that of originals. The frame consists of dark cone shaped pieces with cross lines outside and an acorn shaped decoration at the corners. Inscription as in the originals. Only noted in Black on Green paper coloured through.

**FORGERY E.** (Illustration)

Typographed. Another bogus design and is usually credited to S. A. Taylor. The inscription — in three lines — reads "BARR'S/PENNY DESPATCH/PAID". There is a single thin line between each line of the inscription. The threefold frame is quite unlike that of the originals. This is Perry's Counterfeit B (ibid).

Noted in the following colours and papers;—

**White wove paper**

Black                   Blue                   Red                   Brownish Purple.

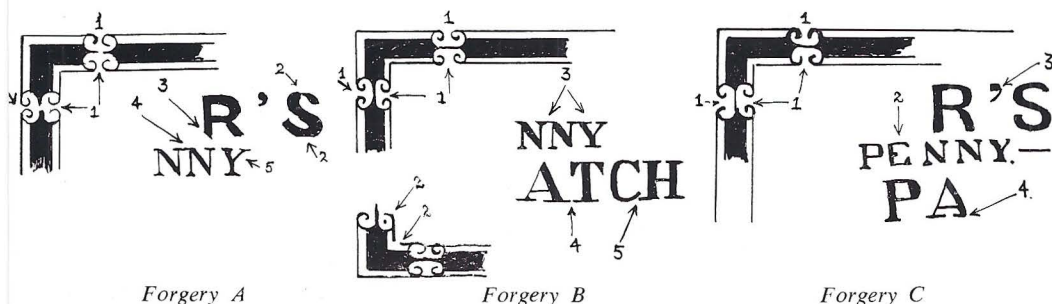
**Paper coloured through**

Red/Yellow                   Black/Pale Straw                   Red/Grey                   Purple/Brown

**Surface coloured paper slightly glazed**

Brown/Drab                   Black/Blue.

\* Denotes Bogus Colour.



Forgery A

Forgery B

Forgery C

**KEY TO DIAGRAMS****FORGERY A.**

1. Small break between each half of the ornaments (as in originals).
2. Top of "S" of "BARR'S" flattened; lower curve also.
3. Left foot of 2nd "R" of "BARR'S" with slanting end.
4. Letters "NN" of "PENNY" joined at top.
5. Top of "Y" of "PENNY" asymmetrical.

**FORGERY B.**

1. Ornaments joined by line across centre.
2. Break in inner frame line left lower corner between ornaments. Small spot within the right hand lower curve of ornament above.
3. Letters "NNY" of "PENNY" joined at top.
4. Letters "AT" of "DISPATCH" joined or almost touching at bottom.
5. Letters "CH" of "DISPATCH" joined or almost touching at bottom.

**FORGERY C.**

1. Ornaments joined by line across centre.
2. Broad "E" in "PENNY".
3. Square headed apostrophe.
4. Serif right side of foot of "A" of "DISPATCH" missing.

NOTE: The author and the publishers acknowledge their debt to Mr. Elliot Perry for the loan of material, illustrations and for valuable information.

[To be continued]

## County Council of Middlesex Ealing Evening Institute

**PHILATELY**

Course: The Postage Stamps of Great Britain and their Literature.

Lecturers: Mr. L. N. Williams and Mr. M. Williams.

Time and Place: 7.30 p.m. Greenford Community Centre.

Duration: 6 weeks commencing 7th October, 1959.

Fee per course: 5s.

Messrs. L. N. and M. Williams who are philatelic journalists, broadcasters and telecasters, edit "The Stamp Lover" and are authors of more than twenty books on philately. This, their fifth course of lectures at this Institute will be illustrated by actual stamps and photographs shown with the aid of an episcope and will take the following form:—

1. The Early Line — engraved issues.
2. Later Line—engraved, Embossed and Relief-printed stamps of Queen Victoria.
3. Stamps of King Edward VII and King George V.
4. The Photogravure Issues.
5. Postal Fiscals, Telegraph Stamps, Local Issues.
6. Postmarks and Resume.

Greenford Community Centre, Oldfield Lane, Greenford, has been retained as the venue because it is well served by bus routes and main roads and because there is a warm and pleasant canteen where light refreshments may be obtained.

Enrolment may be made at the centre on the evening of first attendance. Alternatively, postal orders may be sent to Mr. H. W. Symes, Education Office, 26 Castlebar Rd., Ealing, W.5.

# The American Local and Carriers' Stamps—XXVI

## A Study of the Forgeries, Reprints and Bogus Stamps

By DONALD S. PATTON

(Continued from page 358)

### ALLEN'S CITY DISPATCH, CHICAGO, ILLINOIS

This post was established by Edwin Allen, probably during the latter half of 1881, to carry letters and circulars within the city limits. The post only had a short life being suppressed by the Post Office authorities on 5th Feb., 1882. The stamps were printed in sheets of 100 (10×10); they bear no indication of value but were sold for 75 cents the hundred. After the post had been suppressed Allen sold the remainder to dealers in August, 1883, (according to Hennan to C. H. Mekeel & Co.)\* Stamps are recorded used with dates between 1st November, 1881 and 1st February, 1882.

The stamps were cancelled with a "spread eagle" in violet and the post also used a large oval handstamp inscribed "ALLEN'S CITY DISPATCH" (above) and "125 CLARK STREET" (below), with date as "DEC 30 1881" in centre. This Company handstamp was also struck in violet. Allen sold the remainders cancelled or uncanceled; it is, therefore, not possible to substantiate used loose stamps (off cover) as genuinely used originals.

### THE STAMPS

Typographed in sheets of 1000 (10×10). Perforated 10×10. One design only occurring in the following colours:—

Pink.                      Black.                      Red/Yellow.                      Deep Purple.

The Red/Yellow stamp is known imperforate and the Black stamp is listed by Scott as "imperforate between horizontal pair"; according to Hennan (*ibid*) this variety has not been verified.

### ORIGINALS (Scott 3L 1 - 3L 4) (Illustration and Diagram)

Format upright rectangle; design shows winged figure of Old Father Time carrying a scythe over his right shoulder the blade of which (the scythe, not his shoulder) is in imminent danger of amputating the old man's left foot. A carpet bag bearing the initials "ACD" is carried in the left hand. Time is wearing a pair of running trunks only and in his haste has dropped his hour glass which can be seen behind his right foot. At the top of the stamp is a curved label bearing the word "ALLEN'S" in white against a solid background with a white rim. At each end of this label is a small projection with a central dot of colour. The background behind the figure consists of thin vertical and parallel lines and against this background at lower left is the word "CITY" in unserifed capitals. Below is a second curved label with "DISPATCH" in white serifed capitals on a solid background. At the bottom of the stamp is a narrow rectangular label with the inscription "125 CLARK ST" in white letters on a solid background. At each end of this label is a thin curved white line. The end of the handle of the scythe touches the 2nd vertical line of the background. The top of the scythe all but touches the lower frame of the upper tablet. Time's face, hair and beard are all clearly outlined and the eye and ear are visible. The apostrophe of "ALLEN'S" is sharply curved. There is part of a white border round the top of the trunks; in clearly printed specimens vestiges of a narrow white edging are visible on the left leg of the trunks.


### FORGERY A (Illustration and Diagram)

Typographed. Perf. 11½. The end of the handle of the scythe touches the 4th vertical line (not the 2nd as in originals). The top of the scythe is just touching the lower frame line of the upper tablet. There is a white border round the top of the trunks and a very distinct white edging to both legs. In the part of the side frames between the upper and lower inscriptions there are three thick lines, instead of two as in originals. The tip of the right wing rests on the same vertical background line which passes through the tip of the left foot. The tip of the left wing touches the vertical line next on the right. (In originals both wing tips touch the same vertical line, the tip of the foot resting on the vertical line next on the left).

Noted in the following colours:—

Black.                      Red.                      Red/Yellow.

\*Hennan: "Chicago Posts", 2nd American Philatelic Congress Book.



Original

Forgery "A"


Forgery "B"

**FORGERY B** (Illustration and Diagram)

Typographed. Perf. 11 and also occurs imperforate. The tip of the handle of the scythe projects into the left border, where there is here only one thick line instead of two as in originals and three as in Forgery A. Same at right side. The top of the scythe is separated by a definite space from the label above. There is no white border round the top of the trunks nor any white edging to the right leg but there is a small edging to the left leg. Time's head is sketchily drawn and the beard is too large and rather streaky. No ear is visible. The word "CITY" is faintly outlined in white and background lines cross the right arm of "Y". The bottom label with the address lacks the two small curved lines at either end.

Noted in the following colours:—

- |              |             |             |
|--------------|-------------|-------------|
| (a) Imperf.  |             |             |
| Black.       | Black/Blue. | Red/Yellow. |
| (b) Perf. 11 |             |             |
| Black.       | Pink.       | Red/Yellow. |



Bogus

**BOGUS TYPE** (Photograph)


The imperforate label with inscription in four lines as "ALLEN'S/CITY/DISPATCH/25 Clark St." and figure "1" in oval at each corner, is generally accepted as being a fantasy or bogus emission. It occurs in Red/Yellow and also in Red/White wove papers. The same, or similar, frame was used for Kingman's (locomotive) City Post (q.v.) and for Gunn's Despatch fantasy (vide "The Philatelist", Vol. 24, page 230).

**KEY TO DIAGRAMS****ORIGINAL**

1. Rounded projection at each end of label; dot within.
2. Two thick lines with narrow space between in side frames.
3. End of scythe handle touches second vertical line from left.
4. Face, hair and beard clearly outlined. Roman nose. Eye and ear visible.
5. Tips of wings rest on same vertical line.
6. Tip of foot touches one line further to left.
7. Small curved line.
8. Strongly rounded apostrophe.

**FORGERY A**

1. Straggly pointed beard; straight pointed nose, thinner neck.
2. End of scythe handle rests on 4th vertical line from left.
3. Three thick lines with small space between in side frames.
4. Tip of left wing touches different vertical line than that on which the other wing tip and tip of foot rest.
5. Tip of foot and of right wing touch same line.
6. White band round top of trunks.
7. Very distinct white edging to both legs of trunks.
8. Small curved line each end of address label.



Original

Forgery "A"

Forgery "B"

**FORGERY B**

1. Rounded projection with parallel dark bulge. (No dot).
2. Top of scythe does not touch frame line above.
3. Indistinct delineation of head; no ear, streaky beard.
4. One thick frame only.
5. Tip of scythe handle projects over side frame.
6. No white band round top of trunks.
7. No white edging to right leg; vestiges of edging to left leg.
8. Vertical lines cross right limb of "Y". Letters of "CITY" with small white space around.
9. No small curved lines.
10. Tip of foot and tips of both wings are all on different vertical lines.

**Reviews**

**The Squared Circle Postmarks of Canada.** By Alfred Whitehead. Published by the British North American Philatelic Society, 37 Eldomar Ave., Brampton, Ontario, Canada. Price \$2.

The value of this excellent monograph will be seen at first glance by the collector whose interest lies in these cancellations. It is evident this second edition indicates the enthusiasm created by the first edition when students were limited to Canada, U.S.A. and the U.K., and now number many others in Europe and Australasia.

The cancellations have a wide range over many issues and varying periods of use from 1893, with revivals and emergency use, to 1956. Collections can be formed by provinces, selected issues, periods, or of the Dominion.

Particulars are given of over 300 localities where they were in use. The details include: when "proofed", earliest and latest dates (these will be revised as fresh evidence is forthcoming), differences when more than one hammer was issued, indicia details, population and rarity factors, whereby a comparative estimate of value of various items can be made. Excellent illustrations of various types and sub-types and many enlargements of items of particular interest abound throughout.

The author and his collaborators deserve the highest praise for the production of a handbook of such factual merit and which, it is hoped, will inspire others to disclose, either to the author himself or through the medium of "B.N.A. Topics", any information which can add to the value of this important study.

**Catalogue Thiaude, 1960.** Published by Henri Thiaude, 24 Rue du 4 Septembre, Paris, 2e. Price 330 frs.

The 44th edition of this catalogue of metropolitan France and her Colonies is now available. Collectors of this group will welcome this straightforward, lavishly illustrated and up-to-date listing of these stamps and the adequate enlarged sketches to distinguish type variations.

Alphabetical lists facilitate the location of stamps listed under Sites and Monuments, Illustrious Persons, Commemoratives, etc.

B.M.G.B.

# The American Local and Carriers' Stamps—XXVII

## A Study of the Forgeries, Reprints and Bogus Stamps

By DONALD S. PATTON

(Continued from page 47)

### WINANS' CITY POST

#### GENERAL

The labels of this Post, with their rather striking design of a winged Globe with funnel belching smoke, hurtling across a starry background, are considered by most authorities to be bogus. They appear to have come to the notice of collectors almost a hundred years ago, in the early 1860's, and were first described in the December issue of the *Stamp Collector's Magazine* of 1862 when three values, the 5, 10 and 20 cents were listed but not illustrated. They were also first included in the Dec. 1862 (3rd edition) of Mount Brown's Stamp Catalogue, appearing again in the 4th and 5th editions of this early catalogue. They were not listed by Dr. Gray until 1865. In the later 1860's some doubt was cast on their authenticity by the current British stamp magazines but they were listed as genuine by Coster who stated that the Post was located at Baltimore. No evidence has ever been put forward to substantiate this statement but, as with some of the other early labels believed bogus, it remains just possible that there may have been an original Post of this name, either not issuing stamps or whose stamps have not survived, but which provided the stimulus for the fertile brain of the producer of fantasies and forgeries.

But until definite evidence to the contrary is submitted the labels of Winans' City Post can be accepted as a bogus issue, and one which was very popular and as a result much copied.

Assuming the stamps as described by Coster and listed in the early catalogues to be the original types, there were at least a dozen or so imitations or forgeries.

The 3rd edition (Dec. 1862) of Mount Brown's Catalogue of Postage Stamps lists the labels as follows:

"Black Impression. Oblong.

2 cents. White.      5 cents. Yellow.      10 cents. Green.      20 cents. Red."

The same values and colours are listed by Coster.

The basic design of the labels, common to all the several series, was an original and striking one and might be considered to be prophetic of the rocket posts, still several decades in the future, so prized by collectors of airmail stamps!

#### THE STAMPS

In the following section eleven different versions of the Winans' City Post Label are described. Of these, three (Types A, C and H) occur in the four values and colours as described by the early catalogues and by Coster. It is impossible, without further data, to say definitely which of these three types was the earlier version and the order in which the various types are listed is not necessarily a chronological one. Type B occurs in the four values of the original listings but on a variety of papers and in several colours not mentioned by the early catalogues. Of the remaining seven types only one or two of the four values are known to the writer, for each type. This is not to imply that all four values do not exist; merely that they are unrecorded by the present writer.

#### TYPE A (Illustrations I-IV and Diagrams 1-4)

This type occurs in the original values and colours as described by the early catalogues and by Coster. All four values are met with in vertical strips of four stamps and there are two different settings of the 5 cents. The vertical strips of four subjects may have been printed in this form or quite possibly may have been cut from an originally larger sheet.

In each value there are two or more sub-types (two for the 2c., 5c. (2nd setting) and 10c., and four in the case of the 5c. (1st setting) and 20c.).

The sub-types for the 2c. and 10c. are virtually the same but the sub-types for both settings of the 5c. and for the 20c. are different.

Type A is typographed.



The following characteristics are common to all values and all sub-types:

- (a) The upper curve of "C" of "CENTS" shows a small break. (Numbered 5 in all the diagrams.)
- (b) The lower curve of "C" of "CITY" shows a small break. (Numbered 6 in all the diagrams.)

Note.—In the 10c. the break in "C" of "CITY" is either not present or is represented by a small notch.

**Two Cents** (Illustration I and Diagram 1)

Typographed in black on thin to medium white wove paper and also on thin vertically or horizontally laid paper, in vertical strips of four stamps. There are two sub-types arranged 1-2-1-2 from above down.

*Sub-Type 1* (1st and 3rd stamps)

The "A" of "WINANS'" is slightly shorter than the other letters. There is a large apostrophe after "WINANS'". The letters of "POST" are evenly spaced. The right hand edge of the figure "2" is 3.5 mm. from the letter "C". The tip of the lower wing is opposite the centre of "T" in "CITY".



ILLUSTRATION I  
Black/White





ILLUSTRATION II  
1ST SETTING  
Black/Yellow



1ST SETTING  
DIAGRAM 2

*Sub-Type 2* (2nd and 4th stamps)

The "A" is the same size as the other letters of "WINANS' ". The apostrophe is much smaller than in Sub-Type 1 (particularly in the 4th stamp). The letters "OS" of "POST" are close together. The right hand edge of the figure "2" is 1.25 mm. from "C". The tip of the lower wing is opposite the lower right serif of "T" of "CITY". In the second stamp the lower right corner of the background square is darker owing to strong thickening of the lower three lines in that position.

**Five Cents** (Illustrations II and III and Diagrams 2 and 3)

Typographed in black on glazed medium wove paper surface coloured lemon-yellow. There are two settings, both occurring in vertical strips of four stamps.

**Setting 1**

Vertical strip of four stamps, the space between stamps being 4½-5 mm. There are four Sub-Types.

*Sub-Type 1*

"A" of "WINANS' " is the same size as the other letters; small apostrophe. The letters "OS" of "POST" are close together. The right hand edge of the figure "5" is 1.75 mm. from the "C" and the figure is dropped and out of alignment with "CENTS". The tip of the lower wing is opposite the right serif of "T" of "CITY".

*Sub-Type 2*

The "A" of "WINANS' " is the same size as the other letters; small apostrophe. The letters "OS" are close together. The right hand edge of "5" is 2.25 mm. from "C". The lower wing tip is opposite the right serif of "T" of "CITY". The lower right corner of the background square is darker.

*Sub-Type 3*

The "A" of "WINANS' " is slightly shorter than the other letters; the apostrophe is thick. The letters of "POST" are evenly spaced. The right edge of "5" is 3 mm. from "C" of "CENTS". The tip of the lower wing is opposite the centre of "T" of "CITY".

*Sub-Type 4*

"A" of "WINANS' " is the same size as the other letters; the apostrophe is medium sized. The letters of "POST" are evenly spaced. The edge of "5" is 2.25 mm. from the "C" of "CENTS". The figure is slightly out of alignment, being dropped. The tip of the lower wing is opposite the centre of "T" of "CITY".

**Setting 2**

Printed in vertical strip of four stamps, the lower pair being inverted in relation to the upper. The space between the 1st and 2nd and the 3rd and 4th stamps measures 10 mm. The space between the 2nd and 3rd stamps (tête-bêche pair) is 24 mm. There are two Sub-Types, neither of which is identical with any of the four Sub-Types of the first Setting. The two Sub-Types are arranged 1-2-2-1 from above down. The printing of Setting 2 is clearer than that of Setting 1.

*Sub-Type 1*

There is a slight deformity or bend in the loop of "P" of "POST". The top stroke of the "E" of "CENTS" is missing. The upper curve of "C" of "CITY" is normal.

*Sub-Type 2*

Loop of "P" of "POST" is normal. The top stroke of "E" of "CENTS" is weak or defective but not missing. The upper curve of the "C" of "CITY" is flattened. The lower right corner of the background square is darker.

**Ten Cents** (Illustration I and Diagram 1)

Typographed in vertical strips of four stamps in black on medium wove green unsurfaced paper, coloured through. There are two Sub-Types, arranged 1-2-1-2 from above down, and they are identical with the Sub-Types of the 2c. (see Diagram 1).

*Sub-Type 1* (1st and 3rd stamps)

The "A" of "WINANS' " is slightly shorter than the other letters; the apostrophe is large. The letters of "POST" are evenly spaced". The right hand edge of the "0" of "10" is 3 mm. from "C" of "CENTS". The lower wing tip is opposite the centre of "T" of "CITY".

*Sub-Type 2* (2nd and 4th stamps)

The "A" of "WINANS' " is the same size as the other letters; the apostrophe is small (particularly in the 4th stamps). The letters "OS" are close together. The right hand edge of the "0" of "10" is 2 mm. from "C" of "CENTS". The lower wing tip is opposite the upper serif of "T". In the second stamp the lower right corner of the background square is darker.

*Note.*—In both Sub-Types the usual break in the lower curve of "C" of "CITY" is either not present or is incomplete, only represented by a dent in the outline.



ILLUSTRATION III  
2ND SETTING  
Black / Yellow



ILLUSTRATION IV  
Black / Vermilion




DIAGRAM 3  
2ND SETTING



TYPE B  
ILLUSTRATION V

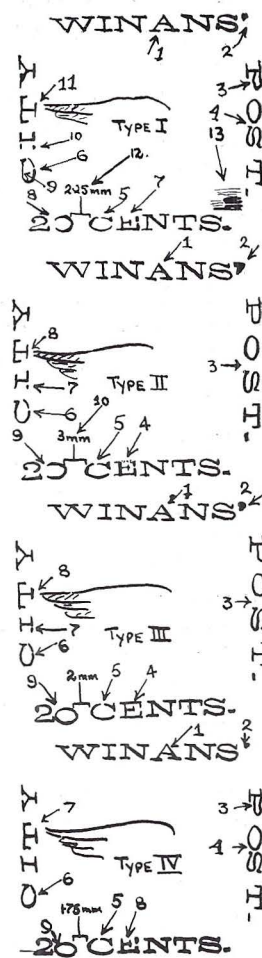



DIAGRAM 4



2 10 or 10  
20 or 20

DIAGRAM 5

**Twenty Cents** (Illustration IV and Diagram 4)

Typographed in black on medium wove glazed vermilion surface coloured paper in vertical strips of four. There are four Sub-Types.

*Sub-Type 1*

The "A" of "WINANS'" is the same size as the other letters; small apostrophe. The letters "OS" of "POST" are close together. The upper curve of "C" of "CITY" is flattened. Both upper and lower left serifs of "I" of "CITY" are detached. The top stroke of "E" of "CENTS" is missing. The right side of the "0" of "20" is 2.25 mm. from the "C" of "CENTS". The left side of the figure "0" is defective or missing. Lower wing tip is opposite the upper serif of "T". The loop of "P" of "POST" is misshapen. The lower right corner of the background square is darker.

*Sub-Type 2*

"A" of "WINANS'" is slightly shorter than the other letters; thick apostrophe. Letters of "POST" evenly spaced. The upper curve of "C" of "CITY" is normal. The lower left serif of "I" of "CITY" is detached. The top stroke of "E" of "CENTS" is defective. The right edge of "0" of "20" is 3 mm. from "C". Lower wing tip is opposite centre of "T". Loop of "P" is normal.

*Sub-Type 3*

"A" of "WINANS'" same size as other letters; medium sized apostrophe. Letters of "POST" evenly spaced. Upper curve of "C" of "CITY" normal. Lower left serif of "I" of "CITY" detached. Top of "E" of "CENTS" normal. Right edge of "0" of "20" is 2mm. from "C". The "0" of "20" is dropped. Lower wing tip opposite middle of "T". Loop of "P" of "POST" is normal.

*Sub-Type 4*

"A" of "WINANS'" same size as other letters; apostrophe very small. Letters "OS" close together. Upper curve of "C" of "CITY" is normal. Serifs of "I" are not detached. Top stroke of "E" of "CENTS" missing. Right edge of "0" of "20" is 1.75 mm. from "C" and the figure "0" is dropped. Lower wing tip opposite the right serif of "T". Loop of "P" dented along the upper edge.

**TYPE B** (Illustration and Diagram 5)

Typographed in black and in colour on medium wove paper and on vertically or horizontally laid papers. Type B occurs in the four values listed by the early catalogues but in several colours and on coloured papers.

The general characteristics of the type are: Long thin curved apostrophe after "WINANS' ". There is no period after "POST". There is a single thin frame line round the stamp outside the inscriptions. The lower wing tip is opposite the upper serif of "T" and the upper wing tip points well above the "Y" of "CITY". The corners of the centre square are rounded. Most of the values appear to exist with larger or smaller numerals. There is a constant break in the outer frame line over the "Y" of "CITY".

Noted in the following colours and papers:

- |   |                           |
|---|---------------------------|
| (a) More or less glazed surface coloured paper          |                           |
| 2c. Black on Green.                                     | 10c. Black on Green.      |
| 10c. Black on Yellow.                                   | 10c. Black on Pink.       |
| 10c. Black on Vermilion.                                | 10c. Black on Magenta.    |
| 10c. Black on Pale Violet.                              | 20c. Black on Deep Pink.  |
| 20c. Black on Blue.                                     | 20c. Black on Pale Mauve. |
| (b) Wove paper coloured through                         |                           |
| 5c. Black on Pale Buff.                                 | 10c. Black on Pale Buff.  |
| (c) Vertically or horizontally laid paper               |                           |
| 10c. Black on Pale Pink (paper coloured through).       |                           |
| 10c. Black on Pale Orange-Red (paper coloured through). |                           |
| 10c. Blue on White.                                     |                           |

Copies of all values may be encountered with thick crackly gum.

## KEY TO DIAGRAMS

## DIAGRAM 1. 2 CENTS. TYPES 1 AND 2

## Type 1

1. "A" of "WINANS'" slightly shorter.
2. Large apostrophe.
3. Loop of "P" normal.
4. "POST" evenly spaced.
5. Break in top of "C" of "CENTS".
6. Break in lower curve of "C" of "CITY".
7. Lower wing tip opposite centre of "C" of "CITY".
8. "2" is 3.5 mm. from "C".

## Type 2

1. "A" same size as other letters.
2. Small apostrophe, especially 4th stamp.
3. Loop of "P" dented.
4. "OS" close together.
5. Break in top of "C" of "CENTS".
6. Break in lower curve of "C" of "CITY".
7. Lower wing tip opposite right lower serif of "T".
8. "2" is 1.25 mm. from "C".
9. In the 2nd stamp the right lower corner of the background is dark.

*Note.*—The small breaks in the letters "C" of "CENTS" and "CITY" are common to all types of the four values with the exception of the 10 cents, in which the break in "C" of "CITY" is either not present or is represented by a small notch. In order to avoid unnecessary repetition the key numbers (5 and 6) representing these constant signs will not be repeated in full in the succeeding lists.

## DIAGRAM 2. 5 CENTS. SETTING 1. TYPES 1, 2, 3, 4

## Type 1

1. "A" same size as other letters.
2. Medium sized apostrophe.
3. "OS" close together.
4. Top of "E" defective.
- 5 and 6. See Note.
7. Lower wing tip opposite right lower serif of "T".
8. "5" is 1.75 mm. from "C".

## Type 2

1. "A" same size as other letters.
2. Small apostrophe.
3. "OS" close together.
4. Right lower corner of background is dark
- 5 and 6. See Note.
7. Lower wing tip opposite right lower serif of "T".
8. Top of "E" of "CENTS" defective.
9. "5" broken and is 2.25 mm. from "C".

## Type 3

1. "A" of "WINANS'" slightly shorter.
2. Large thick apostrophe.
3. "POST" evenly spaced.
4. Lower wing tip opposite centre of "T".
- 5 and 6. See Note.
7. "5" is 3 mm. from "C".

## Type 4

1. "A" same size as other letters.
2. Small apostrophe.
3. "POST" evenly spaced.
4. Lower wing tip opposite centre of "T".
- 5 and 6. See Note.
7. "5" is 2.25 mm. from "C".

## DIAGRAM 3. 5 CENTS. SETTING 2. TYPES 1 AND 2

## Type 1

1. Loop of "P" dented.
2. Top of "E" missing or defective.
3. Top of "C" of "CITY" rounded.
4. Lower wing tip opposite right lower serif of "T".
- 5 and 6. See Note.

## Type 2

1. Loop of "P" normal.
2. Top of "E" normal.
3. Top of "C" of "CITY" flat.
4. Lower wing tip opposite right lower serif of "T".
- 5 and 6. See Note.

## DIAGRAM 4. 20 CENTS. TYPES 1, 2, 3, 4

## Type 1

1. "A" same size as other letters.
2. Small apostrophe.
3. Loop of "P" dented.
4. "OS" close together.
- 5 and 6. See Note.
7. Top of "E" missing.
8. Left side of "0" broken.
9. Flat top to "C" of "CITY".
10. Both upper and lower left serifs of "I" detached.
11. Lower wing tip opposite right lower serif of "T".
12. "0" is 2.25 mm. from "C".
13. Right lower corner of background is dark.

## Type 2

1. "A" is slightly shorter.
2. Large apostrophe.
3. "POST" evenly spaced.
4. Weak or defective top to "E".
- 5 and 6. See Note.
7. Lower left serif of "I" detached.
8. Lower wing tip opposite centre of "T".
9. Left side of "0" broken.
10. "0" is 3 mm. from "C".

## Type 3

1. "A" same size as other letters.
2. Medium apostrophe.
3. "POST" evenly spaced.
4. Top of "E" normal.
- 5 and 6. See Note.
7. Lower left serif of "I" is detached.
8. Lower wing tip opposite centre of "T".
9. "0" of "20" dropped: "0" is 2 mm. from "C".

## Type 4

1. "A" same size as other letters.
2. Small apostrophe.
3. Loop of "P" dented.
4. "OS" close together.
- 5 and 6. See Note.
7. Lower wing tip opposite right lower serif of "T".
8. Top stroke of "E" missing or defective.
9. "0" of "20" dropped: "0" is 1.75 mm. from "C".

## DIAGRAM 5. TYPE B

1. Apostrophe with flat top.
2. Background square has rounded corners.
3. No dash or period after "POST".
4. Break in outer frame line above "Y" of "CITY".
5. Lower wing tip opposite right lower serif of "T".
6. Upper wing tip above level of "Y".

*Note.*—Two sizes of figures.

*(Winans' City Post will be concluded in the January issue)*

# The American Local and Carriers' Stamps—XXVII

## A Study of the Forgeries, Reprints and Bogus Stamps

By DONALD S. PATTON

(Continued from page 79)

### WINANS' CITY POST

#### TYPE C (Illustration and Diagram 6)

Typographed. This Type occurs in the four values and colours as listed by the early catalogues but the 2c. value also occurs in the colours of the three other values.

The general characteristics of the Type are as follows:

There is a well shaped apostrophe after "WINANS' ". The lower wing tip is opposite the space between "TY" of "CITY". The upper wing tip has a star immediately above it. There is a constant small black comma-shaped flaw inside the upper part of the "Y" of "CITY".

Noted in the following colours and papers:

- (a) White wove paper 2c. Black.
- (b) Wove paper coloured through 2c. Black on Green. 10c. Black on Green.
- (c) Surface coloured paper with little or no glaze
 

2c. Black on Yellow	2c. Black on Vermilion
5c. Black on Yellow	20c. Black on Vermilion

#### TYPE D (Illustration and Diagram 7)

Lithographed. A coarse and heavy production. The letters "AN" of "WINANS' " are joined at the foot. "Y" of "CITY" has a long serif at top right. Wing tips opposite right lower serifs of "T" and "Y" respectively. Apostrophe with flat top. Mid stroke of "E" of "CENTS" without serifs.

5c. Black on Yellow, glazed surface paper.

#### TYPE E (Illustration and Diagram 8)

Typographed. A much clearer impression than the last. The apostrophe is almost vertical. There is no period after "POST". Lower wing tip opposite upper serif of "T"; upper wing tip opposite centre of "Y". Flattened "C" in "CITY".

20c. Black on Pale Grey. 20c. Black on Pink.

Paper coloured through in both instances.

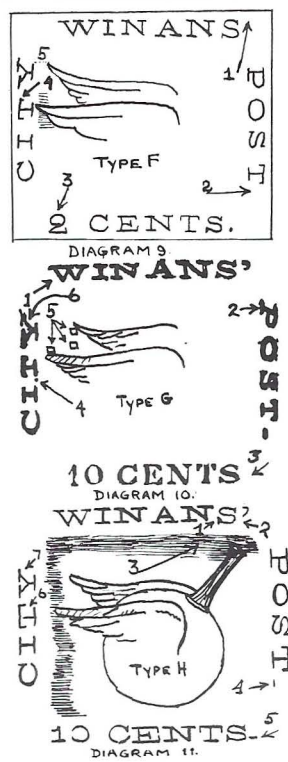
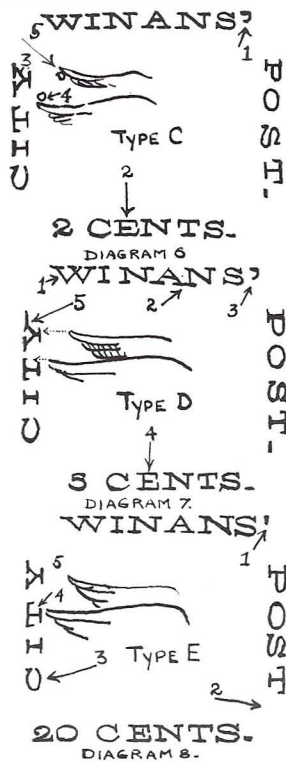



#### TYPE F (Illustration and Diagram 9)

Typographed. Fairly clear impression. There is a thin frame line all round the stamp outside the inscriptions. There is no apostrophe after "WINANS' " and there is no period after "POST". The letters of the inscriptions are thin. The lower wing tip projects across the left hand side of the background square and is just below the upper serif of "T". The upper wing tip is opposite the tip of upper serif of "Y". The loop of the figure "2" is almost a circle and practically touches the stem of the figure. There is a small round period after "CENTS".

#### TYPE G (Illustration and Diagram 10)

Typographed. A very coarse and heavy production. The letters of "WINANS' CITY POST" are in heavy block capitals. The letters of "CENTS" are in serified capitals. There is no period after "CENTS". The upper serifs of the "W" of "WINANS' " are joined across the top. The "P" of "POST" is slanting. The right upper serif of the "Y" of "CITY" is split. The lower left serif of "T" of "CITY" has a piece detached at the tip.

10c. Black on highly glazed Bright Green surfaced paper (smooth dull gum).



**TYPE H** (Illustration and Diagram 11)

Typographed. Fairly clear impression. Thin apostrophe with flat top. Very thin dash after "POST" and thicker one after "CENTS". The centre square has rather undulating edges, especially to the right of "CITY". There is little or no smoke issuing from the funnel. The "S" of "WINANS" is lower than the other letters.

This Type occurs in the basic values and colours as noted in the early catalogues.

- |                      |                          |
|----------------------|--------------------------|
| 2c. black on White.  | 5c. Black on Yellow.     |
| 10c. Black on Green. | 20c. Black on Vermilion. |

The paper of the 10c. is coloured through; that of the 5c. and 20c. is glazed surface coloured.

**TYPE I** (Illustration and Diagram 12)

Typographed. The apostrophe has a triangular shaped top. There is a dash after "POST" and "CENTS". The top of the "S" of "CENTS" is very flattened. There is one single star between the upper and lower wing.

20c. Black on Vermilion glazed surface coloured paper.

**TYPE J** (Illustration and Diagram 13)

Lithographed. Very crude! No apostrophe after "WINANS" and no period after "POST". There is a small round period after "CENTS". The top of the "A" of "WINANS" has serifs. The wings of the "bomb" are short and stubby. The right and left hand ends of the horizontal lines forming the background of the centre square are joined by a framing line.

2c. Black. 20c. Green.

**TYPE K** (Illustration and Diagram 14)

Typographed. Superficially rather similar to Type F. There is a thin frame line round the stamp; there is no apostrophe after "WINANS" and no period after "POST". There is a small period after "CENTS". These characteristics are common to both Types F and K. In Type K, however, the lower wing tip does not project beyond the lined background, the "P" of "POST" has a longer loop and the "O" (same word) is much more oval. The loop of the "2" is not closed. There are other minor differences.

2c. Dull Pink.

**DIAGRAM 6. TYPE C**

1. Note shape of apostrophe.
2. No serifs to mid-stroke of "E".
3. Black comma-shaped flaw inside upper part of "Y".
4. One star immediately above lower wing tip.
5. One star just below upper wing tip.

**DIAGRAM 7. TYPE D**

1. Centre strokes of "W" cross.
2. Foot of "AN" joined.
3. Note shape of apostrophe.
4. No serifs to mid-stroke of "E".
5. Long serif right side of "Y".

**DIAGRAM 8. TYPE E**

1. Apostrophe almost vertical.
2. No stroke or period after "POST".
3. Flat "C" in "CITY".
4. Lower wing tip opposite right lower serif of "T".
5. Upper wing tip opposite centre of "Y".

**DIAGRAM 9. TYPE F**

1. No apostrophe.
2. No period after "POST".
3. Loop of "2" closed.
4. Lower wing tip projects beyond the background square. Frame line round stamp.
5. Upper wing tip opposite tip of serif of "Y".

**DIAGRAM 10. TYPE G**

1. Serifs of "W" joined.
2. Sloping "P".
3. No period after "CENTS".
4. Lower left serif of "T" detached.
5. One star just above lower wing tip; one star just below upper wing tip; one star between.
6. Right upper serif of "Y" split.

**DIAGRAM 11. TYPE H**

1. "S" slightly dropped.
2. Thin apostrophe.
3. No smoke.
4. Thin stroke after "POST".
5. Slightly thicker stroke after "CENTS".
6. Lower wing tip opposite right lower serif of "T"; left outline of square wavy.
7. Upper wing tip opposite right lower serif of "Y".

**DIAGRAM 12. TYPE I**

1. Note shape of apostrophe.
2. Flattened oval "O".
3. Flat top to "S".
4. "C" somewhat flattened.
5. "C" somewhat flattened.
6. Lower wing tip opposite right lower serif of "T".
7. One star between the wings.
8. Upper wing tip opposite junction of midstroke of "Y" with right serif.

**DIAGRAM 13. TYPE J**

1. Top of "A" with serifs.
2. No apostrophe after "WINANS".
3. No period after "POST".
4. Round period after "CENTS".
5. Short stubby wings.
6. Sides of background square framed by a line.

**DIAGRAM 14. TYPE K**

1. No apostrophe after "WINANS".
2. Loop of "P" longer than in Type F.
3. "O" more oval than in Type F.
4. No period after "POST".
5. Loop of "2" not closed.
6. Lower wing tip does not project beyond background square.



## The American Local and Carriers' Stamps—XXVIII

### A Study of the Forgeries, Reprints and Bogus Stamps

By DONALD S. PATTON

(Continued from page 110)

#### THE AMERICAN LETTER MAIL CO.

This Company was started by Lysander Spooner of Worcester, Massachusetts, and was in operation from early in 1844 until the middle 1845, when it was put out of business by Act of Congress, March 3, 1845, effective as from July 1, 1845. The service ran between Boston, New York and Philadelphia and places en route. In an announcement dated at New York on Jan. 20, 1844, Spooner stated that the operation of the post from New York would begin on Jan. 23, from Boston on 24th and from Baltimore on 25th. Two stamps were issued by the post, the first and smaller in size (Scott 5L 1) was issued by Spooner. It is believed that Spooner encountered financial difficulties and that later in 1844 he disposed of the post, control of the mail route passing into other hands; the name or names of the new owners are not known. The new management issued the larger stamp (Scott 5L 2-3) which was engraved by the well known engraver W. L. Ormsby—whose name appears on each stamp.

The stamp issued by Spooner occurs in black only, on paper of varying thicknesses and was engraved in small sheets of twenty subjects. It bears the inscription "20 for a dollar". The second and larger stamp, issued during the later regime of the post, occurs either in black on greyish paper or in blue on blue grey paper. The first colour and most of the large stamps were black. The blue printing came later and is a relatively scarce stamp. Its rarity indicates that it was not in use for very long. It is probably undercatalogued. Certain manuscript initials which occur as cancellations on the larger stamp have not been identified with certainty. Quite possibly they represent the initials of an agent or agents.

Covers bearing Spooner's stamp are not of great rarity and in the Knapp, Caspary, Waterhouse, Souren & Carroll Sinclair Sales fourteen or fifteen covers were listed, as well as seven covers bearing the larger stamp (Scott 5L 2) in black; in the same sales, however, only two copies of the large stamp in blue (Scott 5L 3) occurred—one each in the Knapp and Caspary sales. In addition to covers bearing adhesives, stampless covers of the post are not uncommon and in the five sales mentioned there were eighteen such covers, bearing various Company markings.



ORIGINAL 5c. Black

#### THE STAMPS

##### ORIGINALS

##### 5C. BLACK (Scott 5L 1) (Illustration and Diagram)

Engraved and printed in small sheets of twenty (five across by four down). The paper varies from thick to thin, or pelure, and according to the Scott Specialised Catalogue the thicker paper was used for the first printing whilst the second printing occurs on thinner paper. Complete sheets are not uncommon.

The design consists of the American Eagle standing on a rock. The wings are raised and the beak open. The pupil of the eye is clearly visible. Framing the central vignette, in the shape of an oval, are the inscriptions "AMERICAN LETTER MAIL CO." (above) and "20 FOR A DOLLAR" (below). The letters of the upper inscription consist of serified capitals. Neither the first "A" nor the last "O" touch the side frames. The letters of the lower inscription, also serified capitals, are larger than those of the upper inscription and they and the figures "20" are double lined. Above and below the eagle, at each side of it and between its legs, are a number of fine, slightly wavy, lines and dots. To right and left of the eagle is a decoration consisting of a fine looped and scrolled line. Immediately to the left of the tip of the eagle's right wing this line forms an oval loop. Three to four feathers are clearly visible in the eagle's tail. In each of the four corners of the stamp is a triangular leaf like decoration. The whole stamp is framed by two narrow thin parallel lines. The outer of these two lines is sometimes continuous vertically between stamps.

#### Cancellations

A variety of cancellations occur on this stamp. These are as follows:

- |                 |                 |                        |
|-----------------|-----------------|------------------------|
| (a) Mss. "S".   | (c) Red "PAID". | (e) Red oval of dots.  |
| (b) Pen cancel. | (d) Red stars.  | (f) Red cork "smudge". |

#### REPRINTS

At some time during the last twenty to thirty years the original plate was found and from this reprints were made in considerable quantities and in several different colours. The reprints show considerable signs of wear and lack the definition and clarity of the fine lines of the originals. This is particularly noticeable in the fine background lines round the eagle, in the finer lines of the looped and scroll like ornaments each side of the eagle and in the double lining of the lower inscription. The reprints occur on very white wove paper. Noted in the following colours:

- |                  |               |               |
|------------------|---------------|---------------|
| Chocolate Brown. | Bright Green. | Blue.         |
| Rose Red.        | Orange.       | Mauve Purple. |

The reprints are frequently encountered stamped "PROOF" on the reverse.



ORIGINAL 5c. Black/Grey

FORGERY

(5C.) BLACK/GREY    (5C.) BLUE/BLUE GREY    (Scott 5L 2 and 3)

(Illustration and Diagram)

Engraved. Design of the American Eagle facing front right and with wings half spread. Head looking over top of left wing. Right foot holding olive branch and left foot holding thunderbolt. Above the eagle is a ribbon bearing the inscription "E PLURIBUS UNUM".

Above this ribbon is the inscription in serified capitals, double lined, "THE AMERICAN". The remainder of the title, in similar double lined serified capitals and reading "LETTER MAIL CO", is below the eagle. The background below and at each side of the eagle consists of slightly wavy parallel lines and dashes with strong cross hatching of diagonal lines at each side.

The whole central vignette is enclosed in a double framed circle. The outer frame of the stamp consists of two parallel lines, the inner of which is much thicker. The circle touches this thick line on each of the four sides of the stamp. In each corner of the stamp, outside the circle, is a triangle. Inside the lower two triangles is the inscription, in script letters, "ENGRAVED BY" (left side), "W. L. ORMSBY" (right side).

The eagle's beak is closed and its eye is visible.

### Cancellations

The usual cancellation on this stamp is a black pen cross or double stroke. Other cancellations which have been noted are:

- (a) Black manuscript initials "I.G."
- (b) Black manuscript "I. Gray".
- (c) Red "PAID".
- (d) Manuscript initials "E.H.B." on Scott 5L 3 on a cover recorded in the Knapp collection.



*Ex Philatelist, Vol. 25, No. 4/FORGERY "A"—Setting I.*

## FORGERIES

### FORGERIES OF 5C. BLACK (Scott 5L 1)

#### Forgery A (Illustration and Diagram)

Lithographed. This forgery occurs in two settings:

**Setting I.** Horizontal strips of five alternating with horizontal strips of five of Forgery E of Broadway Post Office (vide PHILATELIST, Vol. XXV, pp. 102 and 104).

**Setting II.** Sheet of 77 stamps in eleven horizontal rows of seven.

In the first Setting the stamps are printed in black on thin yellowish wove paper. The colour is a deeper black than in the second Setting and there are fewer flaws and less evidence of wear. This was presumably the earlier setting.

The second Setting was obviously made from a transfer comprising three horizontal rows of seven, of which vertical rows 6 and 7 appear to have been added from a second transfer. This transfer was repeated three times on the stone and finally its first and second rows added to form the tenth and eleventh rows. It is quite easy, by means of constant flaws, etc., to identify the twenty-one transfer types. The second setting occurs in grey black on thin white wove paper.

The general characteristics of Forgery A are as follows: The eagle's head is slightly thicker than in originals and the lower mandible is longer. The end of the tail is rounded, not squared as in originals, and it is not possible to count any individual feathers. The upper loop of the figure "2" ends in a ball (originals end in a line). The oval loop of the decoration immediately to the left of the right wing tip is very much smaller than in the originals.

The peg or top-shaped centre part of the corner ornaments consists of two parts in originals but in Forgery A of one part only. The centre line bisecting this ornament is frequently broken or interrupted.

The fact that this forgery is lithographed instead of engraved makes it easy of detection. Although superficially of good appearance, under the magnifying glass the clarity and fine lines of the originals are sadly lacking.

#### Forgery B (Illustration and Diagram)

Lithographed. Somewhat coarser than Forgery A in appearance, this Forgery occurs printed in Black, Green and Red, the latter two colours being completely bogus.

The right wing of the eagle is rather short and stumpy and the tips of the feathers jut out, appearing as a row of five serrations. The tail is rounded and no feathers can be counted. The "0" of "20" and the "O" of "DOLLAR" are both oval. The line bisecting the peg-shaped ornaments in the corners is defective or missing.

Noted in the following colours:

Black.

BC Bright Green.

BC Orange Red.



FORGERY "A"—Second Setting

**Forgery C (Illustration and Diagram)**

A very crude, coarse and blotchy lithograph. Top of eagle's head flat; short upper mandible. Hardly any feathers discernible on the wings or body, most of these parts being black and blotchy. The corner ornaments are unrecognisable. Only noted in black.

**Forgery D (Illustration and Diagram)**

Lithographed. A coarse production but not quite so much so as Forgery C. The eagle has a rather white face and a shortish curved beak. Corner ornaments are a travesty of the originals.

This forgery is usually encountered with a cancellation of parallel lines in an oval (similar to cancellations on early stamps of Spain). It is only met with in Red.

BC Red.

**FORGERY OF (5C.) BLACK/GREY AND (5C.) BLUE/BLUE GREY (Scott 5L 2 and 3)**

Only one forgery of these stamps is known; it was produced either by or for J. W. Scott. It is typographed in Black and in Blue on white papers which have probably become yellowish or greyish with age.

Apart from the method of printing the most important characteristic of this forgery is that the inscription "ENGRAVED BY W. L. ORMSBY" is missing. There is no cross hatching at either side of the eagle; the letters of "LETTER" show scarcely any trace of double lining. The circle does not quite touch the inner frame line at any of the four sides of the stamp. This inner frame line is of about the same thickness as the outer line. A curved line dangles from the tip of the eagle's lower mandible. Noted in:

Black/White.

Blue/White.

The paper is sometimes yellowish, probably from age.




FORGERY A

B

C

D



FORGERY A

B

C

D

**KEY TO DIAGRAMS****ORIGINAL (Scott 5L 1)**

1. Slightly angled line above eye; pupil clearly visible.
2. Tail squared; 3-4 feathers visible.
3. Upper curve of "2" ends in a line.
4. Large loop immediately to left of right wing tip.
5. Line bisects peg-shaped ornament in corners.
6. The lower curve of the peg-shaped ornament is separate from the two sides.
7. Lower mandible thin, slightly down curved.

**ORIGINAL (Scott 5L 2 and 3)**

1. Letters of upper and lower inscriptions double lined.
2. Circle touches thick frame line at each side of stamp.
3. Diagonal cross hatching.
4. "Engraved by W. S. Ormsby" in script letters.
5. Thick inner and thinner outer frame lines.

## FORGERIES OF SCOTT 5L 1

## Forgery A

1. Eagle's head slightly thicker; compare eye.
2. Tail rounded; no feathers visible.
3. Upper loop of "2" ends in ball.
4. Small loop to left of right wing tip.
5. Line bisecting peg-shaped ornament is broken or defective.
6. Both lower and side curves of the peg-shaped ornament are continuous.
7. Lower mandible thicker; not down curving.
8. The "0" of "20" is oval; the "O" of "DOLLAR" is round.

## Forgery B

1. Stumpy wing with tips of feather showing as five serrations.
2. Rounded tail; no feathers visible.
3. Oval "0" in "20" and "DOLLAR".

## Forgery C

Very coarse lithograph

1. Eagle's head flattened.
2. Corner ornaments a botch; no detail.

## Forgery D

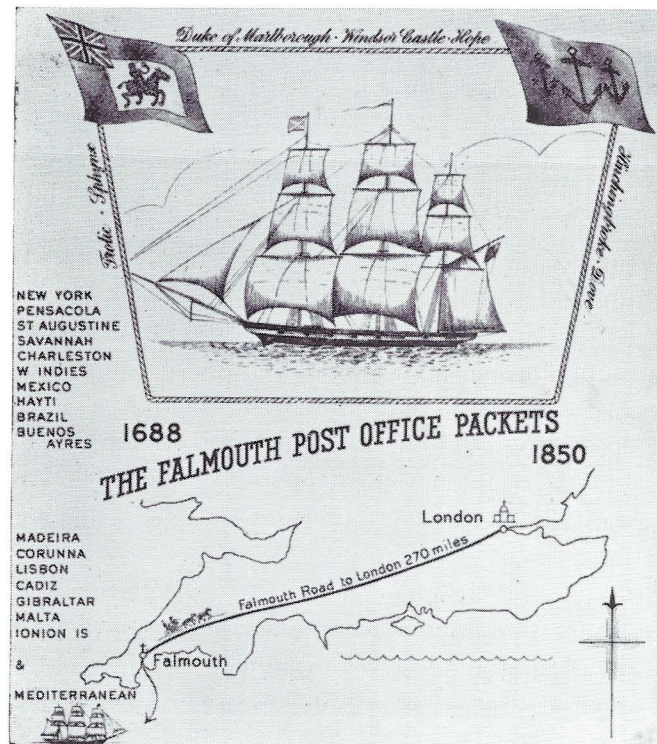
1. Front part of eagle's head white.
2. Corner ornaments show white skeleton outlines; otherwise filled in.

## FORGERY OF SCOTT 5L 2 AND 3

1. "LETTER" is not double lined; the other inscriptions show some attempt at double lining.
2. The circle does not touch the frame line at the four sides of the stamp.
3. No cross hatching.
4. "ENGRAVED BY W. S. ORMSBY" is missing.
5. The two outer frame lines are more or less of the same thickness.
6. There is a curved line hanging from the tip of the eagle's lower mandible.

BC=Bogus Colour.

[To be continued]

A POSTAL HISTOR  
EXHIBITION

at the  
NATIONAL MARITIME MUSEUM  
GREENWICH

(Opening date 6th April, 1960)

This is the engraved design of envelope commemorating the Falmouth Office Falmouth Packets. It encloses art card folder depicting a contemporary packet and 38 named packets, commanders and their flags in five colours. A special commemorative cancellation will be in use at Greenwich for six days. Complete in envelope with commemorative cancellation (35 cents).

It is advisable to order early. supply and servicing send address (C.W.O.) to:

ALAN W. ROBERTSON

Ranworth, St. Lawrence Drive, Pinner, Middlesex  
England