

THE
MIKE FARRELL
COLLECTION
OF INDEPENDENT MAILS

INCLUDING THE HISTORY, FORGERIES, & FANTASIES OF
UNITED STATES, LOCAL POSTS, CARRIERS,
INDEPENDENT MAIL ROUTES, & EXPRESS CO.S

KER'S CITY POST

The information and identification within these selections is the individual work of the Farrell Collection. It is always recommended to consult multiple sources for additional information or opinions. Local post company descriptions are based on information available at the time of writing. Descriptions in the Farrell Collection were written based on personal research and sources including, but not limited to: Articles in the Carriers and Locals Society's The Penny Post; Amos Media's Scott Catalogue; Patton's The Private Local Post of the United States; Springer's Handbook of North American Cinderella Stamps; Lyons' Identifier for Carriers, Locals, Fakes Forgeries and Bogus Posts of the United States; articles in the USPCS's The Chronicle; Mosher's Catalog of Private Express Labels and Stamps; The Eastern Independent Mail Company Study Group's Eastern Independent Mail Companies and Express Mail Companies 1840-1845; Elliot Perry's Pat Paragraphs; James N. Drummond's Catalog of Philatelic Miscellany; and the notes of George Sloane and Gordon Stimmell.

Colors listed for stamps and forgeries are the opinions of the Farrell Collection based on viewing physical copies of the pieces under consistent lighting. Colors in the .pdfs may be slightly inaccurate due to manipulations from the scanning process, computer monitor settings, or (in event that the files are printed for offline viewing) the printing process.

Unless otherwise noted, stamps are identified by their Scott Catalogue numbers and forgeries are identified by their Lyons Identifier type. Scott numbers in parenthesis under listed forgeries represent approximately what stamp the forgery is attempting to imitate.

Copyright Amos Media Company - 2018

The Scott Numbers are the copyrighted property of Amos Media Company, and are used here under a licensing agreement with Amos. The marks Scott and Scott's are Registered in the U.S. Patent and Trademark Office, and are trademarks of Amos Media Company. No use may be made of these marks or of material in this publication, which is reprinted from a copyrighted publication of Amos Media Company., without the express written permission of Amos Media Company, Sidney, Ohio 45365.

KER'S CITY POST

This bogus post, created around 1863, was one of Samuel Allan Taylor's first attempts at making bogus stamps. Purportedly, the local post operated in Montreal, where Taylor was located at that time.

Taylor's initial two designs were each made in both the "1 PENNY" and "3 PENCE" values. The first design is smaller with an image of the Great Britain coat of arms in the center, while the other design is larger and has an image of three floral plumes (Prince of Wales feathers) as the center.



BOGUS 1
TAYLOR
1P BLACK
ON VERMILION SC



BOGUS 1
TAYLOR
1P BLACK
ON TEAL SC



BOGUS 1A
TAYLOR
3P BLACK
ON MAGENTA SC



BOGUS 1A
TAYLOR
3P BLACK
ON YELLOW SC



BOGUS 1A
TAYLOR
3P BLACK
ON GREEN SC



BOGUS 1A
TAYLOR
3P BLACK
ON TEAL SC



BOGUS 2
TAYLOR
3P BLACK
ON MAGENTA SC



BOGUS 2
TAYLOR
3P BLACK
ON VERMILION SC



BOGUS 2
TAYLOR
3P BLACK
ON YELLOW SC



BOGUS 2
TAYLOR
3P BLACK
ON GREEN SC



BOGUS 2
TAYLOR
3P BLACK
ON TEAL SC



BOGUS 2A
TAYLOR
1P BLACK
ON MAGENTA SC

KER'S CITY POST

A similar design to Taylor's larger bogus stamps exists, but was most likely made by a different forger. While only available in the "3 Pence" denomination, it still exists in at least four variations and as such can be assumed to have been printed in multiples. The main difference between Taylor's creation and this bogus design is that the word "PENCE" is fully capitalized on Taylor's stamps, and has a period after it, while only the "P" is capitalized on this bogus design and usually comes without a period.

Of the three variations shown here, all have a different "3" along various other small differences. The first stamp has a smaller loop on the "P" of "Pence" and has a line flaw on the right border, between the 5th and 6th ornament. The third stamp has a larger second "e" in "Pence" and has a dark dot flaw between the "I" and "T" of "CITY".

Another variation is known in which it has a small period after the word "Pence".



BOGUS 3 (VAR)
3P BLACK
ON YELLOW SC




BOGUS 3 (VAR)
3P BLACK
ON YELLOW SC




BOGUS 3 (VAR)
3P BLACK
ON YELLOW SC

KER'S CITY POST


Not much later after making the first two bogus designs, Taylor created a completely different version of this fake post's stamps. This time, he used his own portrait as the center, and had changed the denominations to 2 and 5 cents. Of each denomination, Taylor created two different designs, which are most noticeable by the differences in the bowtie. At least both of the "2 cents" designs and the first of the "5 cents" designs are all known in mostly the same colors, and as such were likely printed together. It is unclear if the other "5 cents" design was printed around the same time as well. There is also a variation of this second "5 cents" design, in which Taylor's right eye is almost completely gone due to a clear flaw.




BOGUS 4
TAYLOR
2c DARK BLUE
ON WHITE




BOGUS 4
TAYLOR
2c BLUE
ON WHITE



BOGUS 4
TAYLOR
2c BLUE
ON OFF-WHITE




BOGUS 4
TAYLOR
2c BLUE
ON BLUISH




BOGUS 4
TAYLOR
2c GREEN
ON WHITE



BOGUS 4
TAYLOR
2c GREEN
ON BUFF



BOGUS 4
TAYLOR
2c GOLD
ON WHITE




BOGUS 4
TAYLOR
2c ORANGE
ON WHITE



BOGUS 4
TAYLOR
2c RED VIOLET
ON WHITE




BOGUS 4
TAYLOR
2c PINK VIOLET
ON WHITE



BOGUS 4
TAYLOR
2c BLUE
ON OFF-WHITE V LAID



BOGUS 4
TAYLOR
2c RED ORANGE
ON WHITE H LAID



BOGUS 4
TAYLOR
2c RED
ON YELLOW H LAID



BOGUS 4
TAYLOR
2c RED VIOLET
ON GREENISH H LAID

KER'S CITY POST



BOGUS 5
TAYLOR
2¢ DARK BLUE
ON WHITE



BOGUS 5
TAYLOR
2¢ BLUE
ON OFF-WHITE



BOGUS 5
TAYLOR
2¢ LIGHT BLUE
ON OFF-WHITE



BOGUS 5
TAYLOR
2¢ LIGHT GREEN
ON WHITE



BOGUS 5
TAYLOR
2¢ GREEN
ON WHITE



BOGUS 5
TAYLOR
2¢ GREEN
ON BUFF



BOGUS 5
TAYLOR
2¢ GOLD
ON WHITE



BOGUS 5
TAYLOR
2¢ ORANGE
ON WHITE




BOGUS 5
TAYLOR
2¢ RED VIOLET
ON WHITE



BOGUS 5
TAYLOR
2¢ PINK VIOLET
ON WHITE



BOGUS 5
TAYLOR
2¢ BLUE
ON OFF-WHITE V LAID




BOGUS 5
TAYLOR
2¢ RED
ON YELLOW H LAID



BOGUS 5
TAYLOR
2¢ RED VIOLET
ON GREENISH H LAID

KER'S CITY POST




BOGUS 6
TAYLOR
5¢ DARK BLUE
ON WHITE




BOGUS 6
TAYLOR
5¢ BLUE
ON OFF-WHITE




BOGUS 6
TAYLOR
5¢ LIGHT BLUE
ON OFF-WHITE



BOGUS 6
TAYLOR
5¢ LIGHT GREEN
ON WHITE




BOGUS 6
TAYLOR
5¢ GREEN
ON WHITE



BOGUS 6
TAYLOR
5¢ GOLD
ON WHITE



BOGUS 6
TAYLOR
5¢ ORANGE
ON WHITE



BOGUS 6
TAYLOR
5¢ ORANGE
ON BUFF



BOGUS 6
TAYLOR
5¢ DEEP PINK
ON WHITE



BOGUS 6
TAYLOR
5¢ RED VIOLET
ON WHITE



BOGUS 6
TAYLOR
5¢ PINK VIOLET
ON WHITE



BOGUS 6
TAYLOR
5¢ RED ORANGE
ON WHITE H LAID

KER'S CITY POST



BOGUS 7 VAR
TAYLOR
5¢ PINK VIOLET
ON WHITE



BOGUS 7 VAR
TAYLOR
5¢ RED ORANGE
ON WHITE H LAID



BOGUS 7 VAR
TAYLOR
5¢ RED
ON WHITE H LAID

The next bogus stamps appear to be recreations of Taylor's second "2 cents" design. The printing is of a lesser quality and various flaws are present on this design that aren't on Taylor's original version.



BOGUS 12
2¢ DARK BLUE
ON WHITE



BOGUS 12
2¢ BLUE
ON WHITE



BOGUS 12
2¢ LIGHT BLUE
ON WHITE



BOGUS 12
2¢ PINK VIOLET
ON WHITE